

Aluminium Rack Arms 75E



horiso®


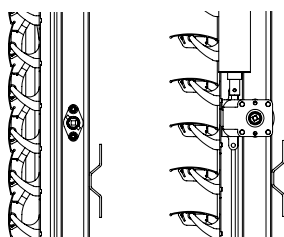


	Internal	External
Size of louvre:	75mm	75mm
Thickness of louvre:	1.5mm	1.5mm
Louvres moveable:	0° - 90°	0° - 90°
Max Width (W):	600cm	600cm
Max Drop / Length (L)*:	600cm	600cm
Maximum area:	20m ²	18m ²
Louvre - Louvre distance (Step / Pitch) (S):	90mm	90mm
Maximum Rack arm distance (X):	140cm	130cm
Maximum Side overhang (Y)	40cm	30cm

* = number of rack arms placed beneath each other is unlimited

Horiso Aluminium Rack Arm - RA75

The 75E louvre system is a non-retractable slatted blind made from high-grade extruded aluminium. With a width of 75 mm it is suited for internal and external installations to horizontal, vertical, sloping, or unusual shaped windows. The 75E louvre system can be fixed, crank operated or motorised.



T: +61 2 8755 4500
E: info@horiso.com.au
horiso.com.au

Aluminium Rack Arms 88E



horiso®

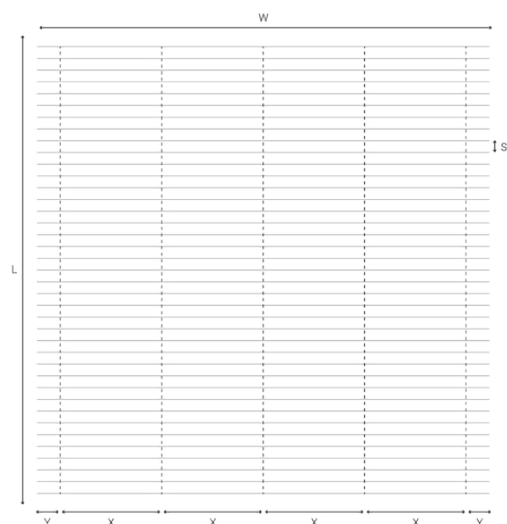
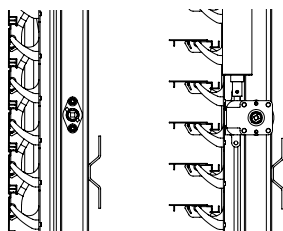


	Internal	External
Size of louvre:	88mm	88mm
Thickness of louvre:	1.5mm	1.5mm
Louvres moveable:	0° - 90°	0° - 90°
Max Width (W):	600cm	600cm
Max Drop / Length (L)*:	600cm	600cm
Maximum area:	20m ²	18m ²
Louvre - Louvre distance (Step / Pitch) (S):	70mm	70mm
Maximum Rack arm distance (X):	140cm	130cm
Maximum Side overhang (Y)	40cm	30cm

* = number of rack arms placed beneath each other is unlimited

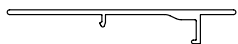
Horiso Aluminium Rack Arm - RA88

The 88E louvre system is a non-retractable slatted blind made from high-grade extruded aluminium. With a width of 88 mm it is suited for internal and external installations to horizontal, vertical, sloping, or unusual shaped windows. The 88E louvre system can be fixed, crank operated or motorised.



T: +61 2 8755 4500
E: info@horiso.com.au
horiso.com.au

Aluminium Rack Arms 96E



horiso®

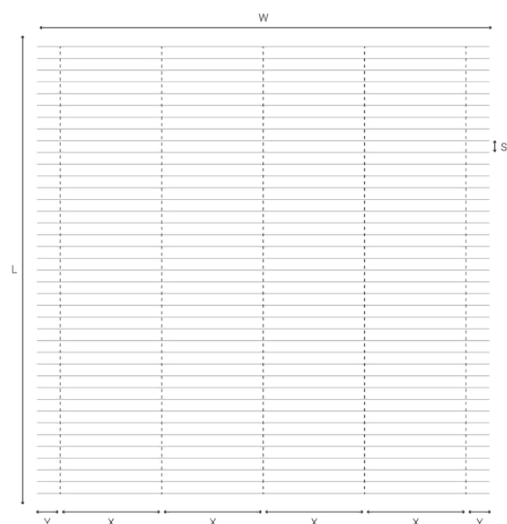
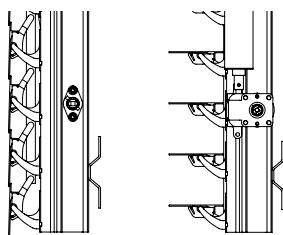


	Internal	External
Size of louvre:	96mm	96mm
Thickness of louvre:	18mm	18mm
Louvres moveable:	0° - 90°	0° - 90°
Max Width (W):	600cm	600cm
Max Drop / Length (L)*:	600cm	600cm
Maximum area:	20m ²	18m ²
Louvre - Louvre distance (Step / Pitch) (S):	90mm	90mm
Maximum Rack arm distance (X):	140cm	130cm
Maximum Side overhang (Y)	40cm	30cm

* = number of rack arms placed beneath each other is unlimited

Horiso Aluminium Rack Arm - RA96

The 96E louvre system is a non-retractable slatted blind made from high-grade extruded aluminium. With a width of 96mm it is suited for internal and external installations to horizontal, vertical, sloping, or unusual shaped windows. The 96E louvre system can be fixed, crank operated or motorised.



T: +61 2 8755 4500
E: info@horiso.com.au
horiso.com.au

Aluminium Rack Arms 145E



horiso®


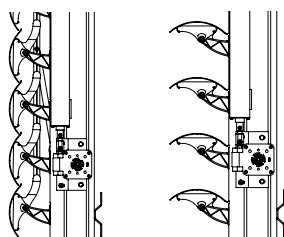


	Internal	External
Size of louvre:	145mm	145mm
Thickness of louvre:	1.8mm	1.8mm
Louvres moveable:	0° - 90°	0° - 90°
Max Width (W):	600cm	600cm
Max Drop / Length (L)*:	600cm	600cm
Maximum area:	20m ²	18m ²
Louvre - Louvre distance (Step / Pitch) (S):	90mm	90mm
Maximum Rack arm distance (X):	200cm	180cm
Maximum Side overhang (Y)	50cm	40cm

* = number of rack arms placed beneath each other is unlimited

Horiso Aluminium Rack Arm - RA145

The 145E louvre system is a non-retractable slatted blind made from high-grade extruded aluminium. With a width of 145 mm it is suited for internal and external installations to horizontal, vertical, sloping, or unusual shaped windows. The 145E louvre system can be fixed, crank operated or motorised.



T: +61 2 8755 4500
E: info@horiso.com.au
horiso.com.au

Aluminium Rack Arms 155E



horiso®


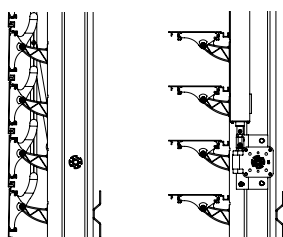


	Internal	External
Size of louvre:	155mm	155mm
Thickness of louvre:	1.8mm	1.8mm
Louvres moveable:	0° - 90°	0° - 90°
Max Width (W):	600cm	600cm
Max Drop / Length (L)*:	600cm	600cm
Maximum area:	18m ²	16m ²
Louvre - Louvre distance (Step / Pitch) (S):	140mm	140mm
Maximum Rack arm distance (X):	200cm	180cm
Maximum Side overhang (Y)	50cm	40cm

* = number of rack arms placed beneath each other is unlimited

Horiso Aluminium Rack Arm - RA155

The 155E louvre system is a non-retractable slatted blind made from high-grade extruded aluminium. With a width of 155 mm it is suited for internal and external installations to horizontal, vertical, sloping, or unusual shaped windows. The 155E louvre system can be fixed, crank operated or motorised.



T: +61 2 8755 4500
E: info@horiso.com.au
horiso.com.au