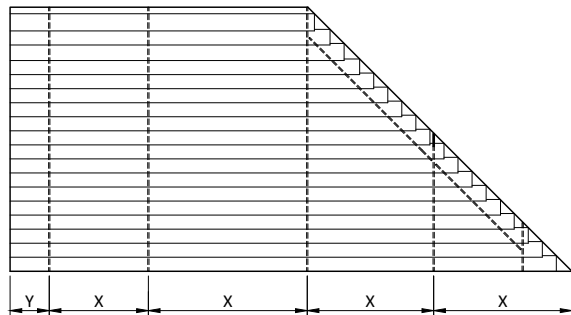
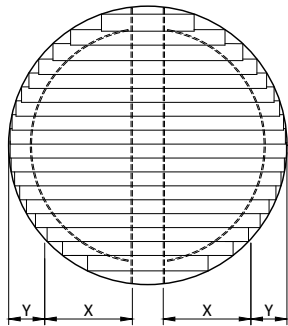
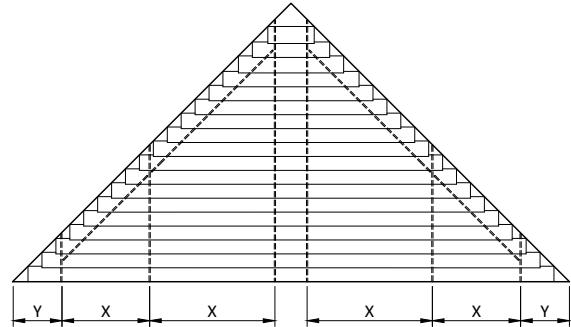
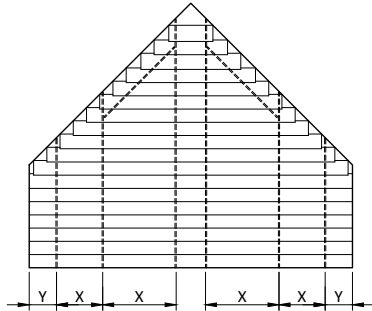



# DATA 148W

148W Western Red Cedar (WRC)



148x16mm Wood Louvers



		INTERNAL	EXTERNAL
Width	W	Max. 20m <sup>2</sup>	Max. 18m <sup>2</sup>
Length / Drop / Height	L		
Rack arm distance	X	max. 150 cm	max. 150 cm
Slat side overhang	Y	max. 30 cm	max. 30 cm
Support distance	Z		
Heavy duty Rack Arm 65mm		max. 250cm	max. 225 cm
Box Rack Arm 120mm		max. 500cm	max. 400 cm
		Minimum # Rack Arms	Minimum # Rack Arms
Number of Rack Arms	R	-210 cm = 2 pcs	-210 cm = 2 pcs
		211-360 cm = 3 pcs	211-360 cm = 3 pcs

Larger systems as max\* can be calculated and designed by Horiso.

