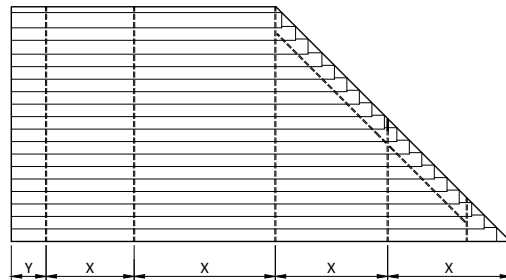
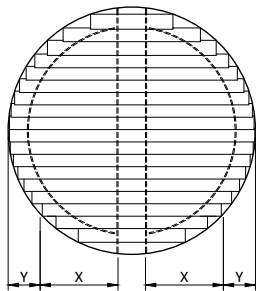
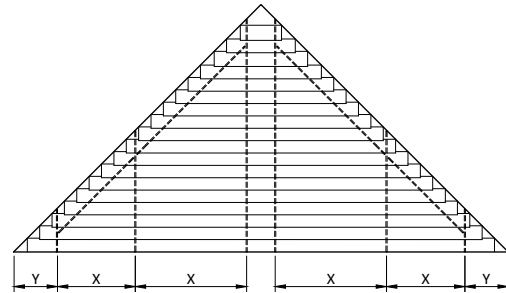
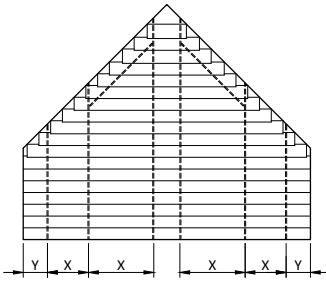

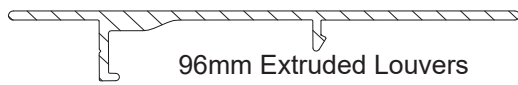


DATA 96E

96mm Aluminium Louver



		INTERNAL	EXTERNAL
Width	w	Max. 20m ²	Max. 18m ²
Length / Drop / Height	L		
Rack arm distance	X	max. 140 cm	max. 130 cm
Slat side overhang	Y	max. 40 cm	max. 30 cm
Support distance	Z		
Standard Rack Arm 35 mm		max. 180cm	max. 120 cm
Heavy duty Rack Arm 80mm		max. 300cm	max. 240 cm
Box Rack Arm 100mm		max. 420cm	max. 350 cm
		Minimum # Rack Arms	Minimum # Rack Arms
Number of Rack Arms	R	-220 cm = 2 pcs	-190 cm = 2 pcs
		221-360 cm = 3 pcs	191-320 cm = 3 pcs
		361-500 cm = 4 pcs	321-450 cm = 4 pcs
		501-600 cm = 5 pcs	451-580 cm = 5 pcs

Larger systems as max* can be calculated and designed by Horiso.

